



# Dekarbonisierung der Lieferkette bei Swisscom

Res Witschi, Corporate Responsibility Swisscom AG

Raphael Güller, Sweep

31. März 2022



# Unsere 2025 Nachhaltigkeitsstrategie

Bereit für die Menschen, Umwelt und die Schweiz



## Bereit für die Menschen

"Swisscom hilft **2 Mio.** Menschen ihre Kompetenzen in der digitalen Welt zu erweitern."

Für **1'330'000 Personen** in unserer Lieferkette bessere Arbeitsbedingungen geschaffen

**575'000 Personen** in Medienkompetenz geschult



## Bereit für die Umwelt

"Zusammen mit unsern Kunden jährlich **1'000'000 t CO<sub>2</sub>** einsparen und **Netto Null** bei Swisscom bis **2025.**"

**100% erneuerbare Energie** seit 2010

**Klimaneutraler Betrieb** seit 2020



## Bereit für die Schweiz

"Alle Personen und Unternehmen in der Schweiz mit **zuverlässigem Ultra-Breitband versorgen.**"

**100% der Lieferanten** committen sich zur CR Vertragsbeilage

**74%** der Haushalte und Unternehmen mit Ultra-Breitband versorgt

**5'000 Schulen** gratis ans Internet

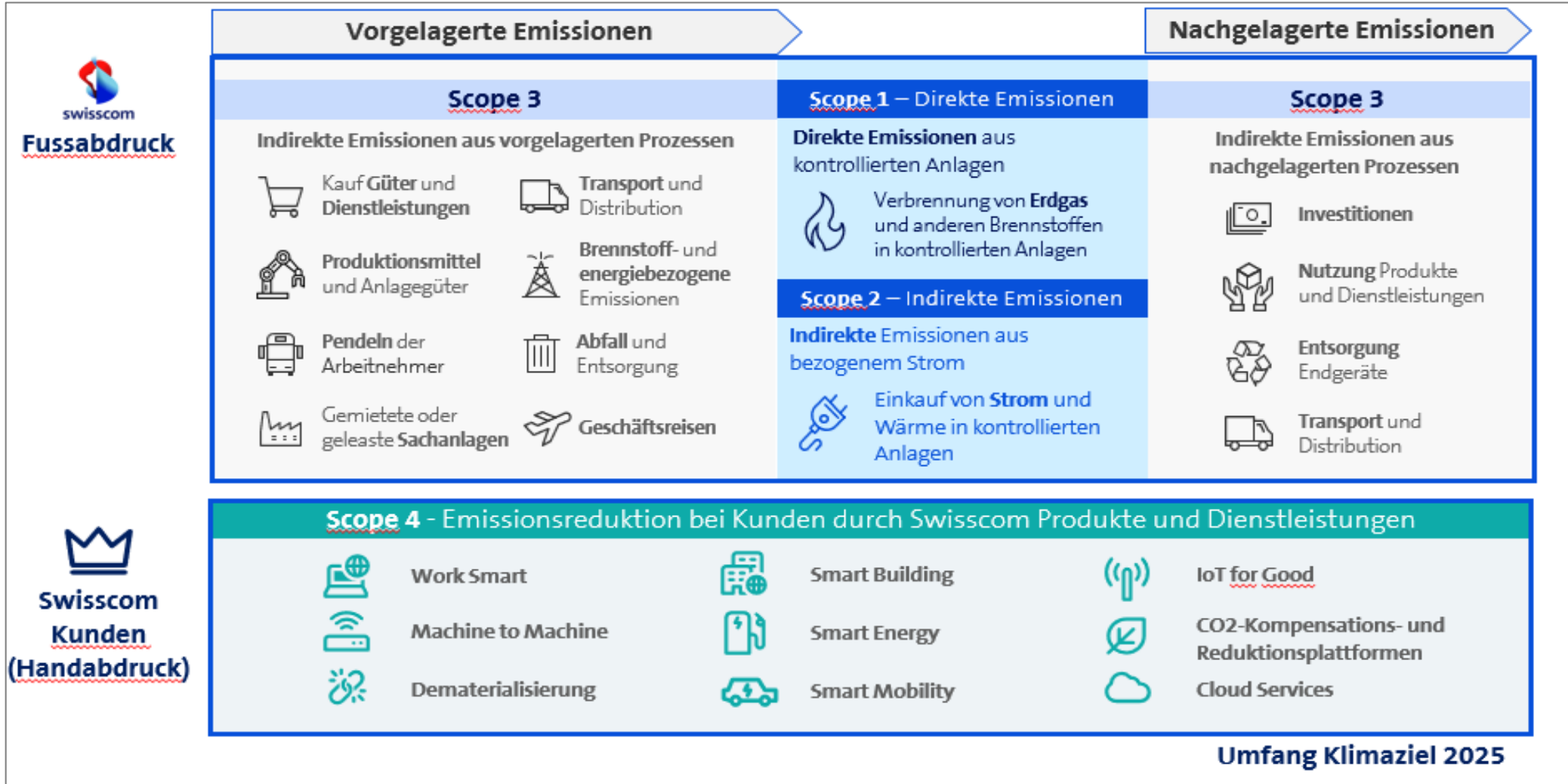
**Nachhaltigstes Telco-Unternehmen der Welt**



**Top Ergebnisse in Nachhaltigkeitsratings**



# Klimabilanz Swisscom: Verhältnis Footprint / Handprint



**Swisscom Kunden (Handabdruck)**

**Der Grosse Hebel liegt beim Handprint / Scope 4, bei der Befähigung der Kunden (Fokus B2B Kunden)!**

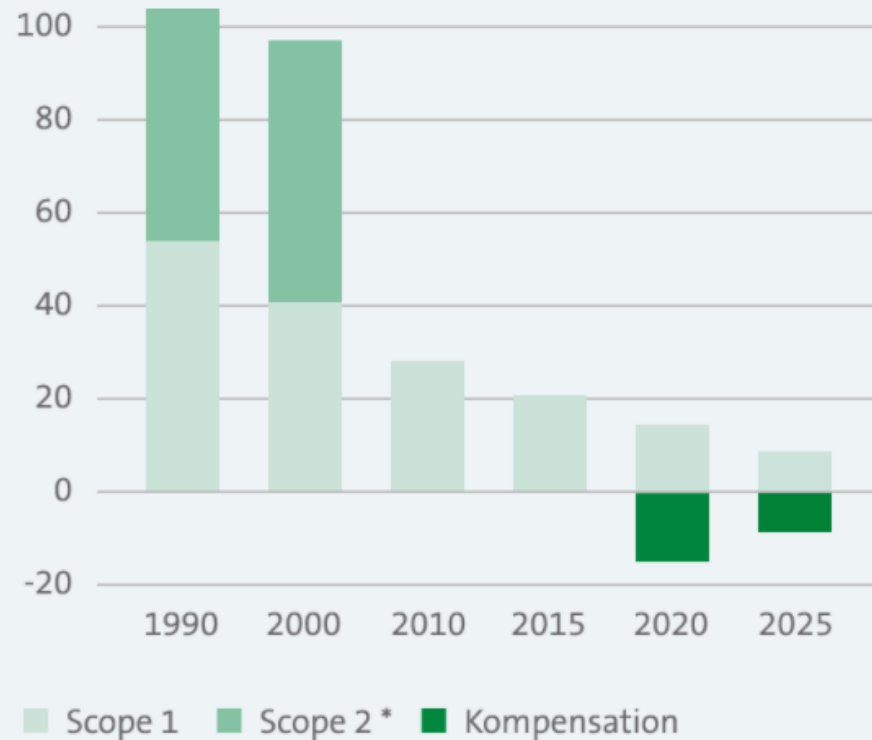


# Klimaziel Net Zero 2025

## Reduktion von Scope 1 / 2 um 90%, Scope 3 um 50% (Status Standards Okt. 2021)

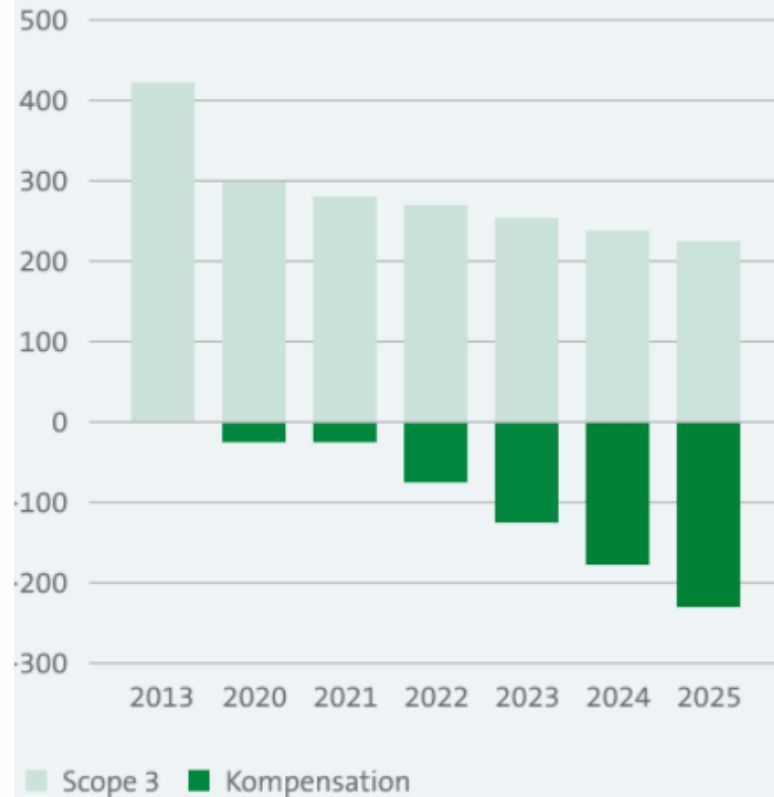
### Direkte Emissionen

Aus Treibstoff-, Wärmeenergie-Verbrauch und bezogenem Strom



### Indirekte Emissionen

Zum Beispiel aus Lieferketten, Transport, Entsorgung, Geschäftsreisen

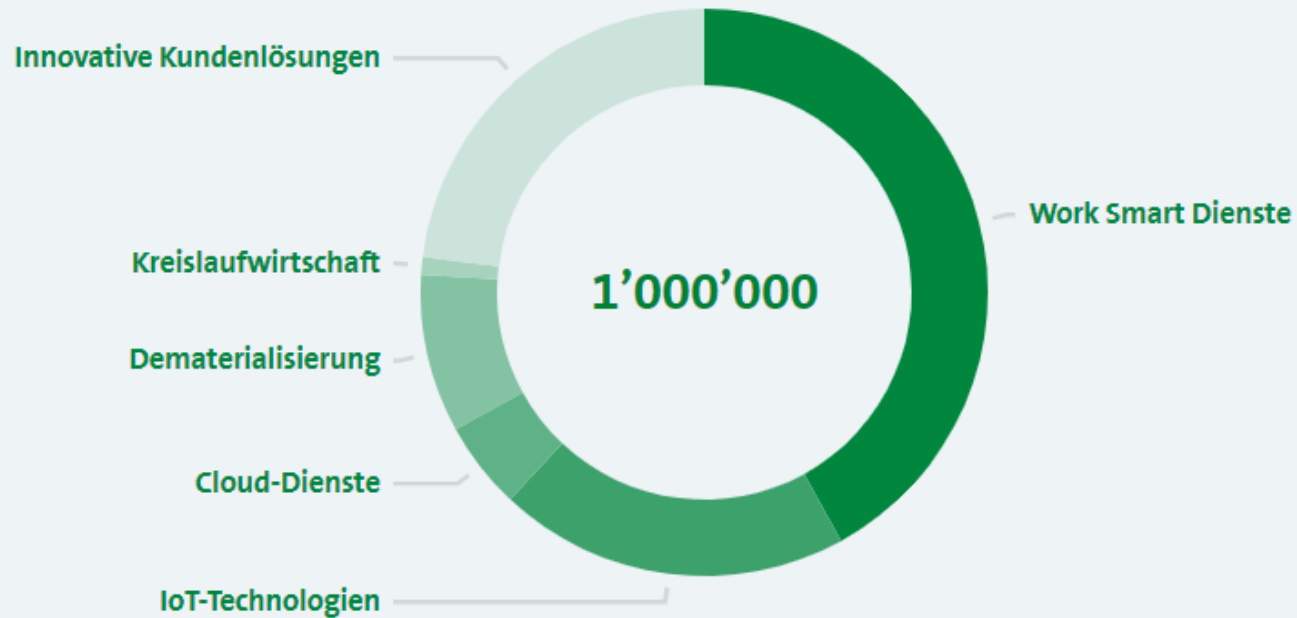




# Handprint Klimaziel: 1 Mio. Tonnen CO<sub>2</sub> vermiedene Emissionen

## 1 Mio. Tonnen CO<sub>2</sub>

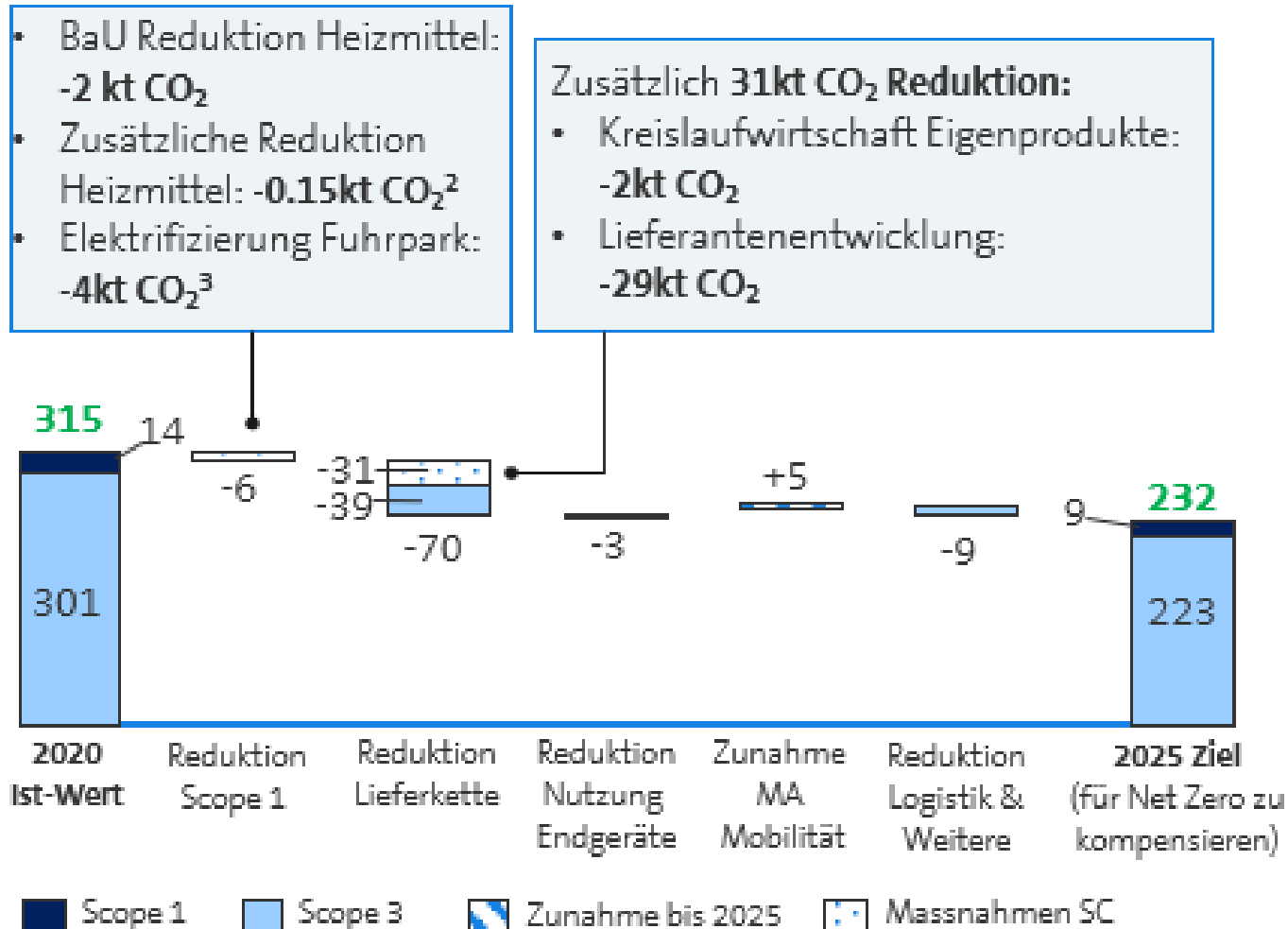
Jährliche Einsparungen mit Kunden  
Zusätzlicher Klimaschutzbeitrag durch nachhaltige Angebote





# Reduktionspfad / Bedeutung Lieferkette

## Reduktion unserer CO<sub>2</sub> Emissionen in kT (Scope 1-3)<sup>1</sup>





# Wir erwarten Transparenz und Engagement!

## Transparenz



- Only what can be measured can be managed!
- >11'000 Supplier rapportieren weltweit (2/3 global GDP)
- **80 Swisscom Preferred Suppliers (64% vom Spend)**

## Integrität



DRIVING AMBITIOUS CORPORATE CLIMATE ACTION

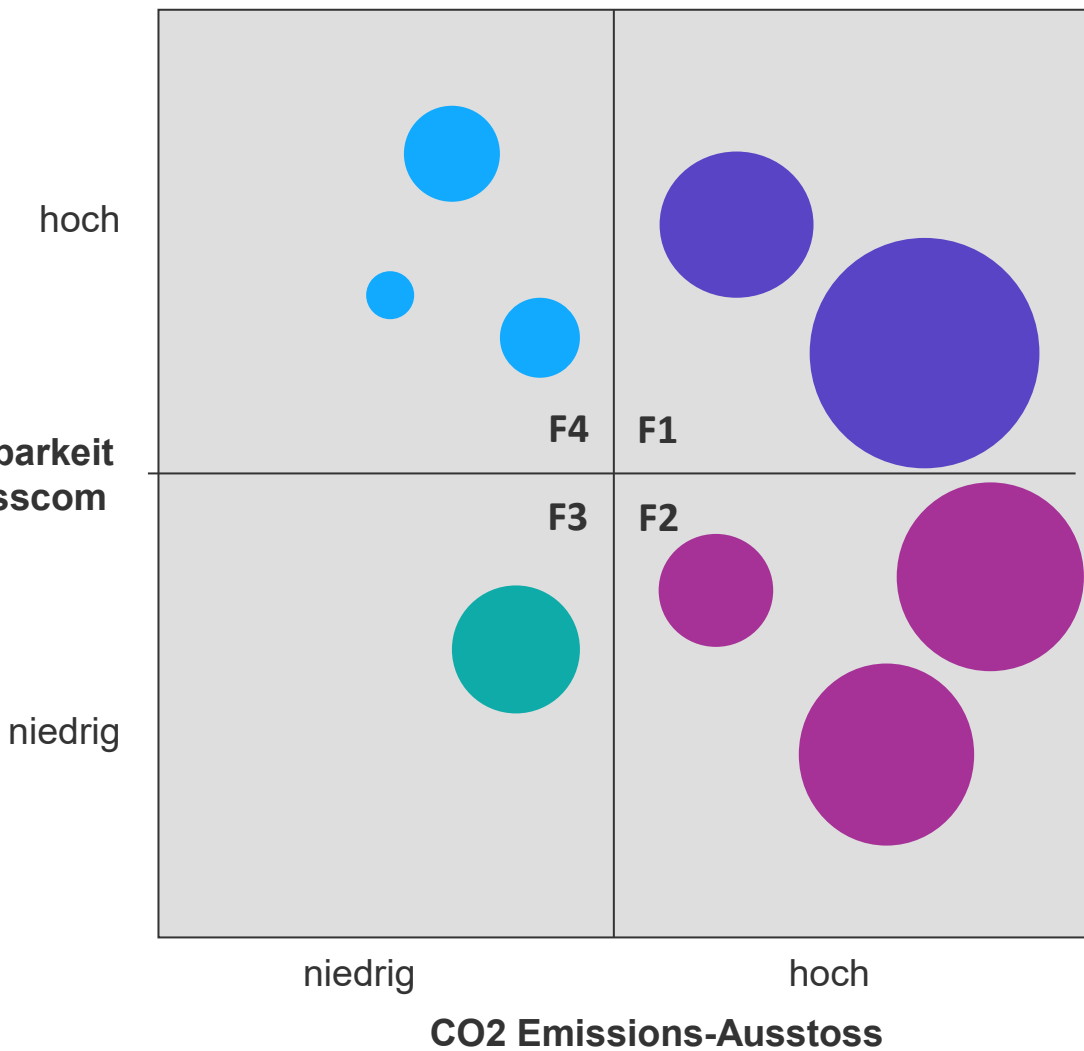
- Initiative des UN Global Compact, CDP, WRI & WWF
- 2'500 Unternehmen mit SBTI-Zielen
- 1'244 Firmen mit NetZero Commitments
- Sector Guidance ICT
- **36 Swisscom Preferred Suppliers (25% vom Spend)**





# Lieferantencluster & Werkzeugkasten

Beeinflussbarkeit durch Swisscom



#	Massnahme	Feld
1	Einarbeitung Klimaklauseln in Vertrag	F1
2	Kompensation für SC (mit Beleg)	F1
3	Verpflichtung zum Bezug erneuerbaren Energien	F1
4	Aufforderung zu zeitnahen SBTI-Zielen (Goal-Agreement)	F1 & F2 ohne Ziele
5	Einladung CDP-Deklaration	F1, F2, F4
6	Einladung Lieferantenanlass	F1, F2
7	Nutzung von Allianzen (JAC)	F2
8	Lieferantenwahl nach Scope1-3 Emissionen (Ariba)	F1, F3, F4
9	Abschluss CR-Webinar / Code of Conduct	F1, F2, F3, F4
10	Akzeptanz CR Vertragsbeilage	F1, F2, F3, F4
11	Capability Building (gem. Workshops)	F1, F2





# Herausforderungen

- **Beeinflussbarkeit des Scope 3 unserer Top-Lieferanten limitiert**  
-> SBTi-Ziel für Scope 3 verlangen über CDP, allenfalls über Vertragsklauseln oder Allianzen
- **Daten Scope 1-3 verteilt über verschiedene Tools and Excel. Berechnung Lieferkette heute Excel basiert**  
-> Visualisieren und Simulieren von Szenarien und Massnahmen fällt schwer
- **Sammeln und Verarbeiten der Daten sowie Kontrolle über die Umsetzung der Massnahmen hängt an wenigen Personen**
- **Abbildung und Anbindung von Tochterfirmen, Investmentbereichen, Lieferkette etc.**  
-> Tool mit einer hohen Flexibilität nötig



INTRODUCING SWEEP

# Reduce carbon emissions in your business and value chain




**SWEEP**





# **Over 90 percent of large companies aren't measuring their emissions correctly**



**BOSTON CONSULTING GROUP  
OCT 2021**







# Ein moderner Ansatz des Carbon-Managements

Statisch




Regelmässig

Ungenau





Transparent und detailliert

Zeitaufwändig





Schnell und automatisiert

Zentralisiert



Verteilt und anwendbar

Isoliert



In Zusammenarbeit mit der Lieferkette



### Company target

New

## 1.5°C & Net Zero

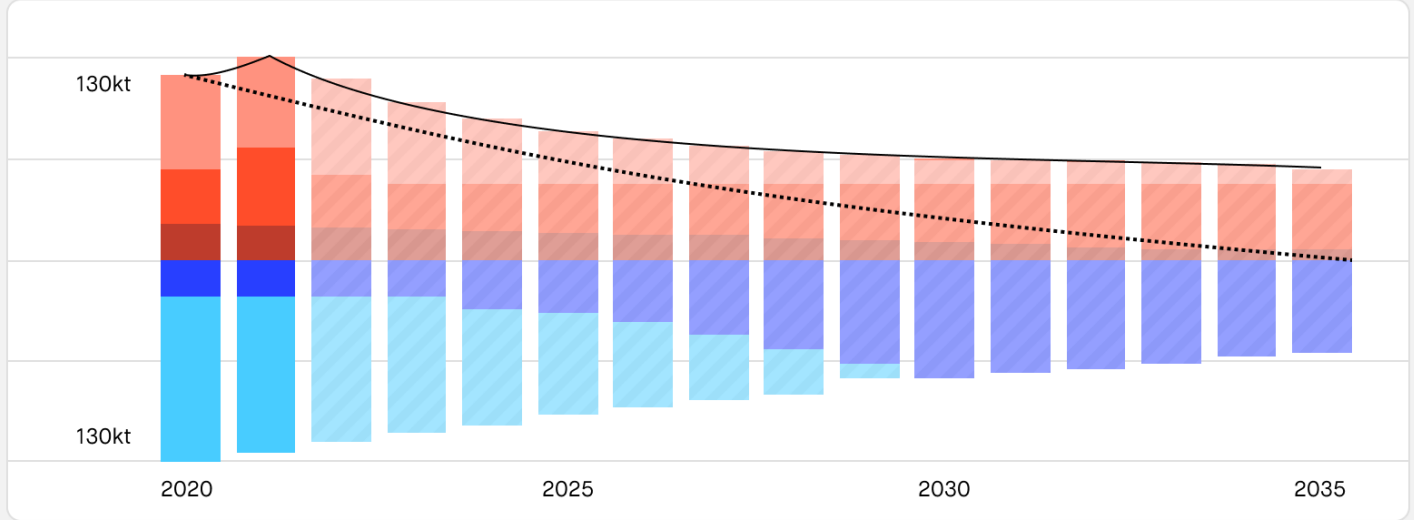
COMPANY TARGET BY 2030 ?

**-30%** -4.2% p.a.

SCOPE 1 & 2 ?

**-66%** -7.0% p.a.

PARTIAL SCOPE 3 ?



ALL TARGETS ?



Every status ▾



**-32.0%** Aligned

SELECTION TOTAL S1 & S2 ?

**-29.0%** Not aligned

SELECTION TOTAL S3 ?

ACTIVE TARGETS ?

	Group ▾	Date ▾	S1 & S2 ▾	S3 ▾	Net zero ▾	Architect ▾	Status ▾	
<input checked="" type="checkbox"/>	Sweep	2030	-30%	-30%	Yes	Rachel Delacour	● Active	>



Measure Annual data

All data

500t ● Scope 1 50t ● Scope 2 50t ● Scope 3 400t

MEASUREMENTS ?

Emission factor ▾	Value ▾	Category ▾
Aircraft, kEUR	44 kg	Retail > Transport
Aircraft engines and parts	44 kg	Retail > Transport
Airplane, Freight, 100 to 180 seats, 1	44 kg	Retail > Transport
Aircraft engines and parts, k.EUR	44 kg	Retail > Transport
Aircraft engines and parts, k.EUR	44 kg	Retail > Transport
Airplane, Freight, 100 to 180 seats, 1	44 kg	Retail > Transport
Airplane, Freight, 100 to 180 seats, 1	44 kg	Retail > Transport
Airplane, Freight, 100 to 180 seats, 1	44 kg	Retail > Transport
Aircraft, kEUR	44 kg	Retail > Transport
Aircraft engines and parts	44 kg	Retail > Transport
Airplane, Freight, 100 to 180 seats, 1	44 kg	Retail > Transport
Aircraft engines and parts, k.EUR	44 kg	Retail > Transport

Add measurement

Cancel

### File upload ?

Upload your spreadsheet and fine-tune your data, to add it to your footprint

Upload file

### Survey ?

Send surveys to your colleagues to get data on a specific

Send survey

### API ?

Send data from your own systems, to automatically measure at scale

Set up API

### Integration ?

Connect other web services, to download data straight into Sweep

Add integration

### Connect ?

Connect with other companies and receive data from them

Add connection

### Manual ?

Enter individual data points by hand, quick and straightforward

Enter data



Filters ▾

Filter ▾

GHG Protocol ▾

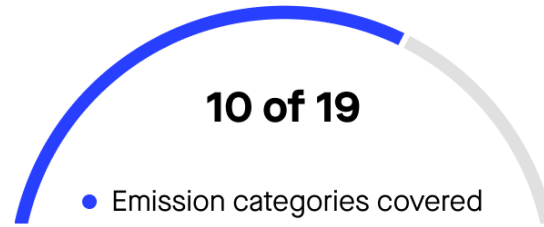
TOTAL EMISSIONS (TCO2E)



500t

- Scope 1 50t
- Scope 2 50t
- Scope 3 400t

CATEGORIES COVERED ?



EMISSION FACTORS PRECISION ?



- 67% high precision
- 29% medium precision
- 5% low precision

MEASUREMENTS



Scope ▾	Emission category ▾	tCO2e ▾	% of all emissions ▾	% of all measurements ▾
Scope 1	🔥 Combustion of fuels in company owned/co...	2134.2	11%	6%
Scope 1	🚚 Combustion of fuels in company owned/co...	32.4	2%	10%
Scope 1	🏭 Physical or chemical processing	0	0%	0%
Scope 1	👷 Equipment leaks (Fugitive emissions)	1232.4	6%	3%
Scope 1	🌲 Land Use, Land-Use Change and Forestry ...	-	-	-
Scope 2	⚡ Purchased Electricity	200	3%	6%
Scope 2	🚂 Purchased Steam, Heat & Refrigeration	24.5	2%	10%
Scope 3	📦 Purchased goods and services	0	0%	0%
Scope 3	🏢 Capital goods	120.4	6%	13%





# New simulation

● Saved as draft

Delete

Next

Emission factor is not Rail...

Branch is UK

Category is Business travel

Add filter

Total emissions

**45 861kt** 0%

Change in emissions factors

**0kt**

Change in activity

**0kt**

% of 2030 target

**61%**

Active initiatives **30%**

Remaining **29%**

Customise

Add row



1902 831

Value Label

Value Label

Value Label

Value Label

Value Label

Value Label

Value Label

Value Label

Value Label

Value Label

	Emission factor	Activity	tCO2e	
<input type="checkbox"/>	Air freight, 10 to 25...	3000 tonne.km	<span style="background-color: #ADD8E6;">-19%</span> 8054	...
<input type="checkbox"/>	Air freight, 10 to 25...	10000 tonne.km	10000	...
<input type="checkbox"/>	Air freight, 26 to 100...	10000 tonne.km	10000	...
<input type="checkbox"/>	Domestic fuel oil, C...	10000 kWh PCI	10000	...
<input type="checkbox"/>	Domestic fuel oil...	10000 kWh PCI	<span style="background-color: #ADD8E6;">-22%</span> 10000	...
<input type="checkbox"/>	Domestic fuel oil, F...	10000 tonne	10000	...
<input type="checkbox"/>	Domestic fuel oil, U...	10000 tep PCI	10000	...
<input type="checkbox"/>	Domestic fuel oil...	10000 kWh PCI	10000	...
<input type="checkbox"/>	Domestic fuel oil, U...	4000 GJ PCI	<span style="background-color: #ADD8E6;">-22%</span> 10000	...
<input type="checkbox"/>	Domestic fuel oil, U...	10000 tep PCI	10000	...
<input type="checkbox"/>	Electricity use, Tert...	10000 kWh	10000	...



Action plan

2018

2019

2020

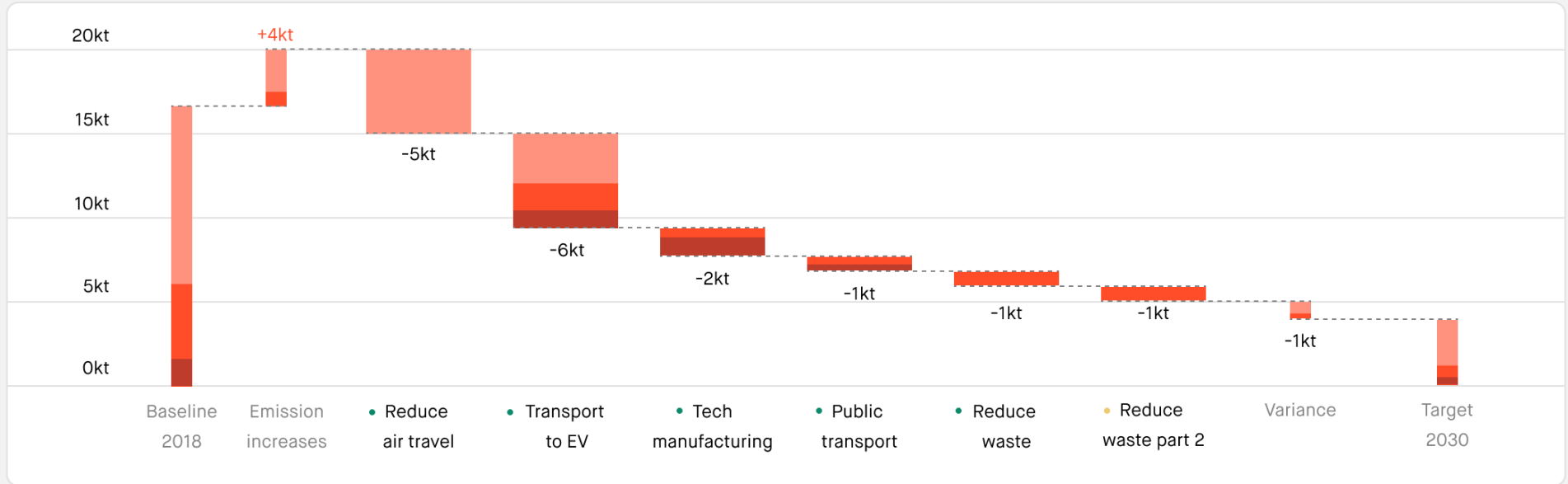
2021



Scope 1 & 2



Scope 3



**Reduction initiatives**

Emission increases

All status ▾



New initiative

Initiative ▾	Baseline ▾	Reduction ▾	Target ▾	Actual ▾
✓ Reduce air travel	6,000t	-5,000t	1000t	2500t
✓ Transport to EV	7,000t	-6,000t	1000t	2300t
✓ Tech manufacturing	3,000t	-2,000t	1000t	1300t
✓ Public transport	1,000t	-1,000t	0t	800t



# Good morning Rachel! 🙌

You have **1 to-do** waiting for you today



To-dos **1**

Journey **2**

Show incomplete ▾

All types ▾

## 1/2

TODAY'S PROGRESS



### Negotiate a power purchase agreement

🎯 Reduce energy consumption



Instructions

**Confirm completion**

How did it go? Say whether you completed the action and add any comments or documentation

Yes, I have entered a power purchasing agreement

I couldn't do it

COMMENT (OPTIONAL)

UPLOAD PROOF OF COMPLETION (OPTIONAL) ?

Add a description, e.g. discrepancies, inaccuracies or doubts





## Protecting the planet

• Conservation

By protecting and conserving ecosystems, we can ensure that sequestered carbon stays out of our atmosphere.

See projects



All solutions ▾

Verra ▾

All locations ▾

Any price ▾



